



SEATS

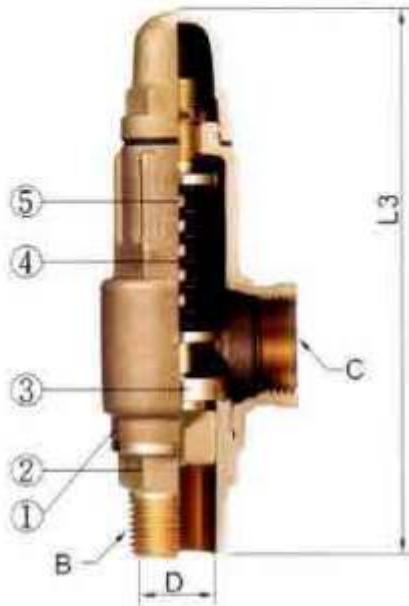
L3 - Brass
L3P - PTFE

L3L - Brass
L3LP - PTFE

L9LS - SS304

L8S - SS304

L3 Sealing 1/2"~2"



L3-L Lever 1/2"~2"



= sizes stocked

Dimensions

(Sealing)

Unit:mm

(Lever)

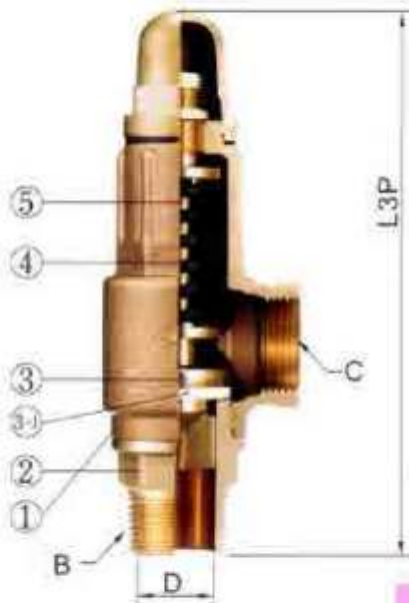
Unit:mm

Item Size	(Sealing)							Lift	Wt. kg	Item Size	(Lever)	
	L3	Inlet B	Outlet C	Valve seat orifice D	E	F	L3-L				Wt. kg	
1/2"	138	1/2"	1/2"	13	29	50	0.52	0.52	1/2"	161	0.59	
3/4"	150	3/4"	3/4"	19	36	58	0.76	0.66	3/4"	172	0.74	
1"	180	1"	1"	25	40	70	1.00	1.09	1"	202	1.19	
1-1/4"	206	1-1/4"	1-1/4"	32	50	82	1.28	1.90	1-1/4"	222	1.94	
1-1/2"	231	1-1/2"	1-1/2"	38	54	93	1.52	2.35	1-1/2"	246	2.39	
2"	265	2"	2"	50	67	102	2.00	3.85	2"	282	4.11	

General Material

NO.	Type		L3 Sealing	L3-L Lever
	Parts Name			
1	Valve Body	Cast Bronze		
2	Valve Seat	Forging Brass		
3	Disc	Forging Brass		
4	Spring	Steel		
5	Stem	Brass		
	Working Pressure	0.3~10 kgf/cm ²	11~20 kgf/cm ²	
	Working Temp	-45 °C~185 °C		
	Working Fluid	Noncorrosive Gas · Air · Steam		Noncorrosive Gas · Air · Steam

L3P Sealing 1/2"~2"



L3-LP Lever 1/2"~2"



 = sizes stocked

Dimensions

(Sealing)

Unit:mm

(Lever)

Unit:mm

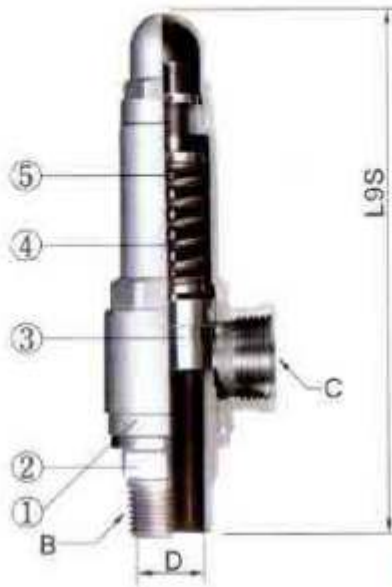
Size	(Sealing)								(Lever)		
	L3P	Inlet B	Outlet C	Valve seat orifice D	E	F	Lift	Wt. kg	Size	L3-LP	Wt. kg
1/2"	138	1/2"	1/2"	13	29	50	0.52	0.52	1/2"	161	0.59
3/4"	150	3/4"	3/4"	19	36	58	0.76	0.66	3/4"	172	0.74
1"	180	1"	1"	25	40	70	1.00	1.09	1"	202	1.19
1-1/4"	206	1-1/4"	1-1/4"	32	50	82	1.28	1.90	1-1/4"	222	1.94
1-1/2"	231	1-1/2"	1-1/2"	38	54	93	1.52	2.35	1-1/2"	246	2.39
2"	265	2"	2"	50	67	102	2.00	3.85	2"	282	4.11

General Material

NO.	Type	
	Parts Name	
1	Valve Body	Cast Bronze
2	Valve Seat	Forging Brass
3	Disc	Forging Brass
3-1	Soft Seal	Teflon
4	Spring	Steel
5	Stem	Brass
Working Pressure		3~10 kgf/cm ²
Working Temp.		-45 °C~185 °C
Working Fluid		Noncorrosive Gas · Noncorrosive Liquid · Air · Steam · Water · Oil
		Noncorrosive Gas · Air · Steam

L9S Sealing 1/2"~2"

L9-LS Lever 1/2"~2"



 = sizes stocked

Dimensions

(Sealing)

Unit:mm

(Lever)

Unit:mm

Item Size	L9S	Inlet B	Outlet C	Valve seat orifice D	E	F	Lift	Wt. kg	L9-LS		
									Item Size	Wt. kg	
1/2"	142	1/2"	1/2"	13	29	49	0.52	0.5	1/2"	168	0.6
3/4"	164	3/4"	3/4"	19	36	55	0.76	0.7	3/4"	190	0.8
1"	200	1"	1"	25	40	67	1.00	1.2	1"	222	1.3
1-1/4"	232	1-1/4"	1-1/4"	32	50	79	1.28	2.0	1-1/4"	248	2.0
1-1/2"	256	1-1/2"	1-1/2"	38	54	86	1.52	2.6	1-1/2"	272	2.7
2"	283	2"	2"	50	66	96	2.00	4.3	2"	306	4.6

General Material

NO.	Parts Name	Type	L9S Sealing	L9-LS Lever
		1	Valve Body	CF8
2	Valve Seat	CF8		
3	Disc	SUS 304 or CF8		
4	Spring	SUS 304		
5	Stem	SUS 304		
Working Pressure			0.3~10 kgf/cm ²	11~20 kgf/cm ²
Working Temp			-196 °C~290 °C	
Working Fluid			Noncorrosive Gas · Corrosive Gas Air · Steam	Noncorrosive Gas · Corrosive Gas Air · Steam

L9S 2" L9-LS 2" Working Pressure 11-20kgf/cm², Valve Seat orifice(D) 40mm

L8S Sealing 1/2"-2"



L8-LS Lever 1/2"-2"



 = sizes stocked

Dimensions

(Sealing)

Unit:mm

(Lever)

Unit:mm

Item	L8S	Inlet B	Outlet C	Inlet orifice di	Valve seat orifice D	E	F	Lift	Wt. kg	Item	L8-LS	Wt. kg
1/2"x1"	176	1/2"	1"	13	22	40	67	0.88	1.1	1/2"x1"	199	1.3
3/4"x1"	176	3/4"	1"	19	22	40	67	0.88	1.2	3/4"x1"	199	1.3
1"x1"	180	1"	1"	25	22	40	71	0.88	1.2	1"x1"	203	1.3
1-1/4"x2"	255	1-1/4"	2"	32	38	66	93	1.52	4.6	1-1/4"x2"	279	4.8
1-1/2"x2"	260	1-1/2"	2"	38	38	66	98	1.52	4.6	1-1/2"x2"	284	4.8
2"x2"	260	2"	2"	50	38	66	98	1.52	4.6	2"x2"	284	4.9

General Material

NO.	Parts Name	Type	L8S Sealing	L8-LS Lever
		1	Valve Body	CF8M
2	Valve Seat	CF8M		
3	Disc	SUS 316		
4	Spring	SUS 304		
5	Stem	SUS 316		
Working Pressure			0.3~10 kgf/cm ²	11~20 kgf/cm ²
Working Temp			-196 °C~290 °C	
Working Fluid			Noncorrosive Gas · Corrosive Gas · Air · Steam	Noncorrosive Gas · Corrosive Gas · Air · Steam

The Blowout Cap. Of Low Lift Safety Valves

Set pressure	Size	Steam blowout cap.(kg/h)					
		1/2"(15)	3/4"(20)	1"(25)	1-1/4"(32)	1-1/2"(40)	2"(50)
1 kgf/cm ²		18	39	68	111	157	272
2 kgf/cm ²		28	59	102	168	237	410
3 kgf/cm ²		37	79	137	224	316	547
4 kgf/cm ²		46	99	171	281	396	685
5 kgf/cm ²		56	119	206	337	475	823
6 kgf/cm ²		65	139	240	394	555	961
7 kgf/cm ²		74	159	275	450	635	1099
8 kgf/cm ²		84	179	309	507	714	1237
9 kgf/cm ²		93	198	344	563	794	1374
10 kgf/cm ²		102	218	378	619	874	1512
11 kgf/cm ²		112	238	413	676	953	1650
12 kgf/cm ²		121	258	447	732	1033	1788
13 kgf/cm ²		130	278	481	789	1112	1926
14 kgf/cm ²		140	298	516	845	1192	2064
15 kgf/cm ²		149	318	550	902	1272	2202
16 kgf/cm ²		158	338	585	958	1351	2339
17 kgf/cm ²		167	358	619	1015	1431	2477
18 kgf/cm ²		177	378	654	1071	1510	2615
19 kgf/cm ²		186	398	688	1128	1590	2753
20 kgf/cm ²		195	417	723	1184	1670	2891

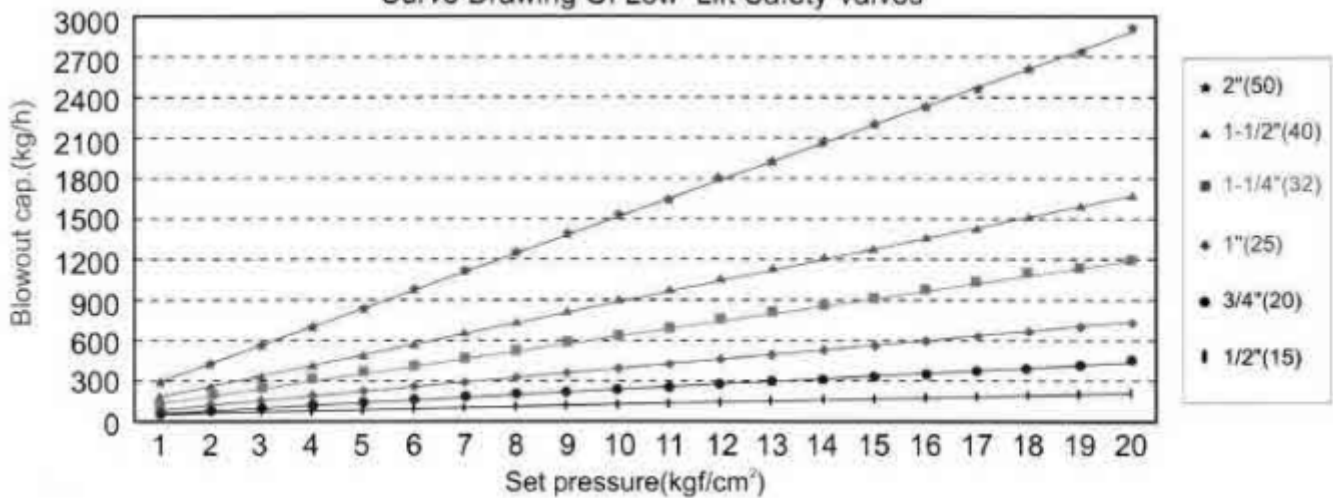
L3 L3-L, L3P L3-LP, L9S L9-LS

The Blowout Cap. Of Low Lift Safety Valves

Set pressure	Size	Steam blowout cap.(kg/h)					
		1/2"(15)	3/4"(20)	1"(25)	1-1/4"(32)	1-1/2"(40)	2"(50)
1 kgf/cm ²		53	53	53	157	157	157
2 kgf/cm ²		79	79	79	237	237	237
3 kgf/cm ²		106	106	106	316	316	316
4 kgf/cm ²		133	133	133	396	396	396
5 kgf/cm ²		159	159	159	475	475	475
6 kgf/cm ²		186	186	186	555	555	555
7 kgf/cm ²		213	213	213	635	635	635
8 kgf/cm ²		239	239	239	714	714	714
9 kgf/cm ²		266	266	266	794	794	794
10 kgf/cm ²		293	293	293	874	874	874
11 kgf/cm ²		319	319	319	953	953	953
12 kgf/cm ²		346	346	346	1033	1033	1033
13 kgf/cm ²		373	373	373	1112	1112	1112
14 kgf/cm ²		400	400	400	1192	1192	1192
15 kgf/cm ²		426	426	426	1272	1272	1272
16 kgf/cm ²		453	453	453	1351	1351	1351
17 kgf/cm ²		480	480	480	1431	1431	1431
18 kgf/cm ²		506	506	506	1510	1510	1510
19 kgf/cm ²		533	533	533	1590	1590	1590
20 kgf/cm ²		560	560	560	1670	1670	1670

L8S L8-LS, L8SP L8-LSP

Curve Drawing Of Low Lift Safety Valves



The Blowout Cap. of Low Lift Safety Valves (Air)

Size Set pressure	Air blowout cap. (kg/h)					
	1/2" (15)	3/4" (20)	1" (25)	1-1/4" (32)	1-1/2" (40)	2" (50)
1 kgf/cm ²	30	64	110	180	255	441
2 kgf/cm ²	45	97	168	275	388	671
3 kgf/cm ²	61	130	226	370	521	902
4 kgf/cm ²	77	164	283	464	654	1133
5 kgf/cm ²	92	197	341	559	788	1364
6 kgf/cm ²	108	230	399	653	921	1595
7 kgf/cm ²	123	264	456	748	1054	1825
8 kgf/cm ²	139	297	514	842	1188	2056
9 kgf/cm ²	155	330	572	937	1321	2287
10 kgf/cm ²	170	364	629	1031	1454	2518
11 kgf/cm ²	186	397	687	1126	1588	2749
12 kgf/cm ²	201	430	745	1220	1721	2979
13 kgf/cm ²	217	464	803	1315	1854	3210
14 kgf/cm ²	233	497	860	1409	1988	3441
15 kgf/cm ²	248	530	918	1504	2121	3672
16 kgf/cm ²	264	564	976	1599	2254	3903
17 kgf/cm ²	279	597	1033	1693	2388	4134
18 kgf/cm ²	295	630	1091	1788	2521	4364
19 kgf/cm ²	311	664	1149	1882	2654	4595
20 kgf/cm ²	326	697	1206	1977	2787	4826

1. L3,L3-L, L3P,L3-LP

2. L3S,L3-LS, L3SP,L3-LSP

3. L8S,L9S,L9-LS,L9SP,L9-LSP

BLOWOUT CAP.(WATER)

Commodity: Safety Relief Valves.

Model: L3 & L9.

UNIT: L/min

set pressure kgf/cm ² \ Size	1/2"	3/4"	1"	1-1/4"	1-1/2"	2"
1	8.2	17.6	30.4	49.8	70.2	121.6
2	11.6	24.8	43.0	70.4	99.3	171.9
3	14.2	30.4	52.6	86.3	121.6	21.6
4	16.4	35.1	60.8	99.6	140.5	243.2
5	18.4	39.3	68.0	111.4	157.0	271.9
6	20.1	43.0	74.5	122.0	172.0	297.8
7	21.7	46.5	80.4	131.8	185.8	321.7
8	23.2	49.7	86.0	140.9	198.6	343.9
9	24.7	52.7	91.2	149.4	210.7	364.7
10	26.0	55.5	96.1	157.5	222.1	384.5

Model: L3P, L3-LP, L9B, L9-LB, L9BP, & L9LBP.

UNIT: L/H

set pressure kgf/cm ² \ Size	1/2"	3/4"	1"	1-1/4"	1-1/2"	2"
6.628 (650 kPa)	1269.6	2712.0	4695.2	7692.7	10847.8	18780.9
8.158 (800 Kpa)	1408.5	3008.7	5209.0	8534.5	12034.9	20836.1
	0.0	0.0	0.0	0.0	0.0	0.0

Model: AL9B0 & AL9-LBP

UNIT: L/H

set pressure kgf/cm ² \ Size	3/8"×1/2"	1/2"×3/4"	3/4"×1"	1"×1-1/4"	1-1/4"×1-1/2"	1-1/2"×2"
6.628 (650 kPa)	1269.6	2712.0	4695.2	7692.7	10847.8	18780.9
8.158 (800 Kpa)	1408.5	3008.7	5209.0	8534.5	12034.9	20836.1
	0.0	0.0	0.0	0.0	0.0	0.0

BLOWOUT CAP.(WATER)

L8S L8-LS L8SP L8-LSP

UNIT:L/min

kgf/cm ²	1/2"	3/4"	1"	1-1/4"	1-1/2"	2"
1	24	24	24	70	70	70
2	33	33	33	99	99	99
3	41	41	41	122	122	122
4	47	47	47	140	140	140
5	53	53	53	157	157	157
6	58	58	58	172	172	172
7	62	62	62	186	186	186
8	67	67	67	199	199	199
9	71	71	71	211	211	211
10	74	74	74	222	222	222
11	78	78	78	233	233	233
12	82	82	82	243	243	243
13	85	85	85	253	253	253
14	88	88	88	263	263	263
15	91	91	91	272	272	272
16	94	94	94	281	281	281
17	97	97	97	290	290	290
18	100	100	100	298	298	298
19	103	103	103	306	306	306
20	105	105	105	314	314	314